



# 2024 ANNUAL REPORT



**SOUTH COAST  
BAPTIST COLLEGE**  
*Thy Kingdom Come*

# OUR MISSION

Provide inspired, innovative and exemplary Christian Education that is committed to empowering our students to reach for their purpose.

# VALUES

Courage | Wisdom | Hope | Love





# FROM THE COLLEGE PRINCIPAL

At the start of 2024, we were excited to launch the new Strategic Plan “Reach for our Purpose 2024-2029” to all College community members. With this came our new Crest and branding. It was so pleasing to note the community’s acceptance and pleasure when the vision was launched. Thank you to the staff teams and to all who worked on the improvements to achieve an excellent result.

This year has been one of the vision manifesting!

We engaged the reputable Architectural Firm, Architectus, to work with us to deliver a first-rate master capital works plan by mid-year. The flythrough version of this plan can be viewed on our new look website, and it is inspiring! It will likely take another 15 years to build all the capital works envisioned, but the College now has an incredibly strong and purposeful blueprint. Students will greatly benefit from all that is being prepared to continuously improve our facilities and resources.

We welcomed, due to increased demand for enrolments, additional students in our Year 5 extra stream, implemented mid-this year. This action has created 4 streams for both Year 5 and 6 going forward in our primary school. Students will benefit from the work our talented teachers are doing to provide the best preparation for the rigours of secondary education. Due to increasing enquiries, we also made the decision to increase Year 7 enrolment places from 128 to 180 places from Year 7, 2025 onwards. Our school is growing. It is extraordinary for all of us to be experiencing this wave of increase. We were amazed at the number of guests (approximately 1700) who attended our inaugural Twilight Open evening. What a fun night that was and I was so proud of our staff and students as they showcased their quality work. I thank the staff team for their dedication and ‘can do’ attitude. Continuous improvement breeds momentum. I thank our Chairman, Grant Botha and our Board members for their committed support.

This year was also the ten-year anniversary of the renowned Football program at the College, and we ac-

knowledge the excellent work of our coaches, Director of Football, and our talented student sportsmen and sports-women.

Several Drama productions and music concerts graced the stage once again, and the 2024 Art Exhibition was even better than last year. It was extremely difficult for me to choose the Principal’s Award, given the many talented pieces on display.

Another major project initiated this year was the upgrade of our technology devices for teaching and learning. In partnership with Microsoft, our College will benefit from providing our secondary students with the best 21st-century learning devices to support the learning complexities of a quality secondary education. Our primary students will continue to be well supplied with College devices suited to their age groups and learning requirements.

As the year came to a close and our delightful College graduates donned their robes to enjoy an incredible ceremony at the performing arts centre in Mandurah, we reflected on the remarkable year that was 2024. We look forward to our soon to be constructed Amphitheatre and prayer garden on College grounds. Construction for this feature commenced in December this year and was due for completion by January 2025. In addition, our new secondary building which began construction in 2024 is scheduled to be completed by April of 2025.

The future continues to announce the new!

We look forward with thankfulness to the blessings God has bestowed on South Coast Baptist College, and we accept our responsibility of stewardship with diligence.

Best wishes,

**Dawn Clements**  
Principal



# COLLEGE BOARD



**Mr. Grant Botha**  
*Board Chair*



**Mr. Ashbee Robinson**  
*Deputy Board Chair*



**Mrs. Christine Velebir**  
*Board Member*  
*Senior Minister RBC*



**Mr. Stephen Galambosi**  
*Board Member*



**Mr. Francois Du Plessis**  
*Board Member*



**Dr. Susanna Conradie**  
*Board Member*



**Ms. Rebecca Ananga**  
*Board Member*

# COLLEGE EXECUTIVE AND SENIOR LEADERSHIP TEAM



**Front Row:** Dawn Clements, Kelly Clarke, Nick Harris, Matt Robinson, Jasna Trimble Anthony Moses  
**Back Row:** Alex King, Carly Phoebe, Ben Devadoss, Keagan Holmes, Melanie Horton, Jo-Anne Gudgeon, Michelle Horne

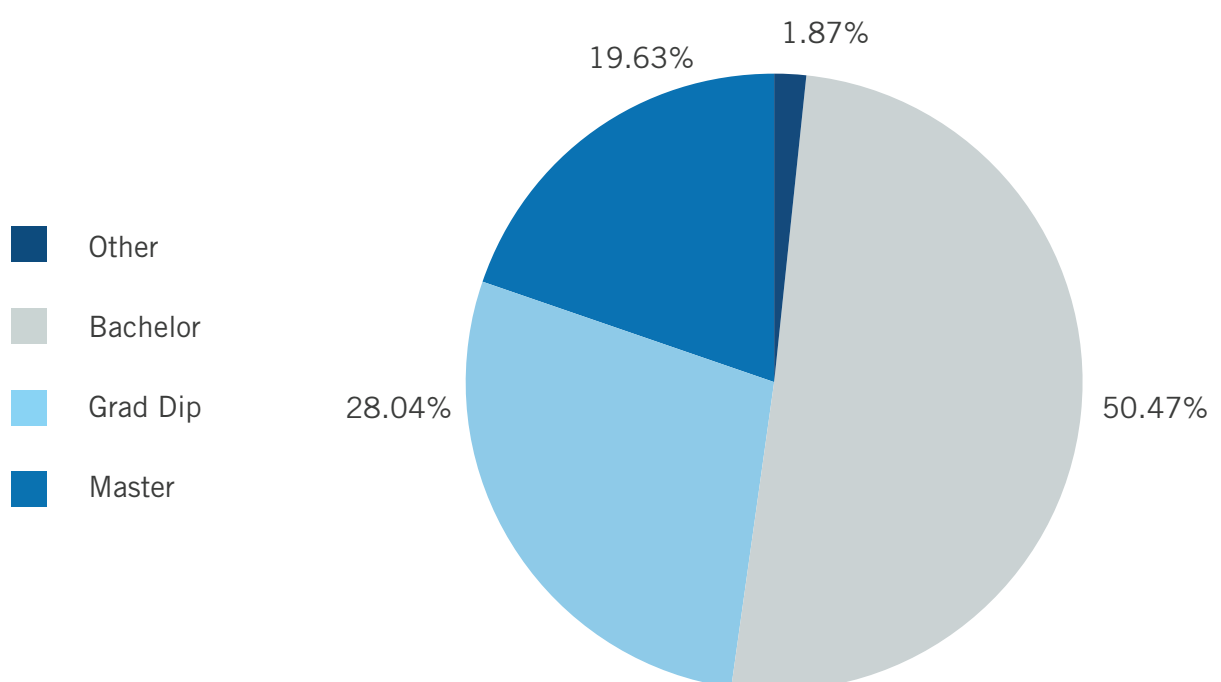
# COLLEGE STAFF



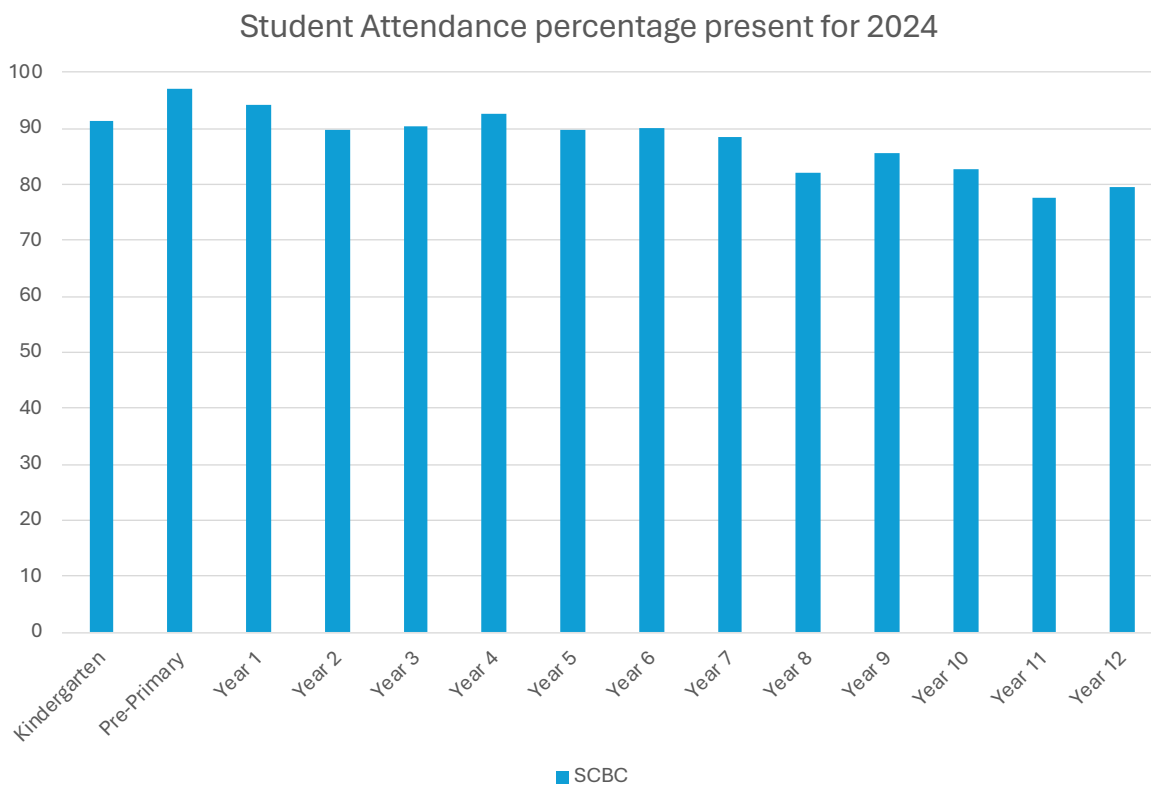
# WORKFORCE COMPOSITION 2024

Sector	Male		Female	
	Part-Time	Full-Time	Part-Time	Full-Time
Principal				1
College Executive Team		3		2
Deputies		3		4
Coordinators/HoLAs	1	10	1	9
Teachers	1	20	30	25
Non-Teaching	7	11	45	24
Childcare	1		25	15
Aboriginal/T.S. Islanders	-	-	-	-
<b>Total</b>	<b>10</b>	<b>47</b>	<b>101</b>	<b>80</b>

Qualification	No. of Teaching Staff	Teaching Qualification
Other (LAT)	2	1.87%
Bachelor	54	50.47%
Grad Dip	30	28.04%
Master	21	19.63%
<b>Total</b>	<b>107</b>	<b>100%</b>



# STUDENTS ATTENDANCE 2024



# STUDENTS NON - ATTENDANCE

If a student is absent from a teaching instruction day and there has been no reasonable explanation provided by a parent or guardian, a mobile text message is sent to the parent or guardian on the day of the absence, asking them to provide a reason.

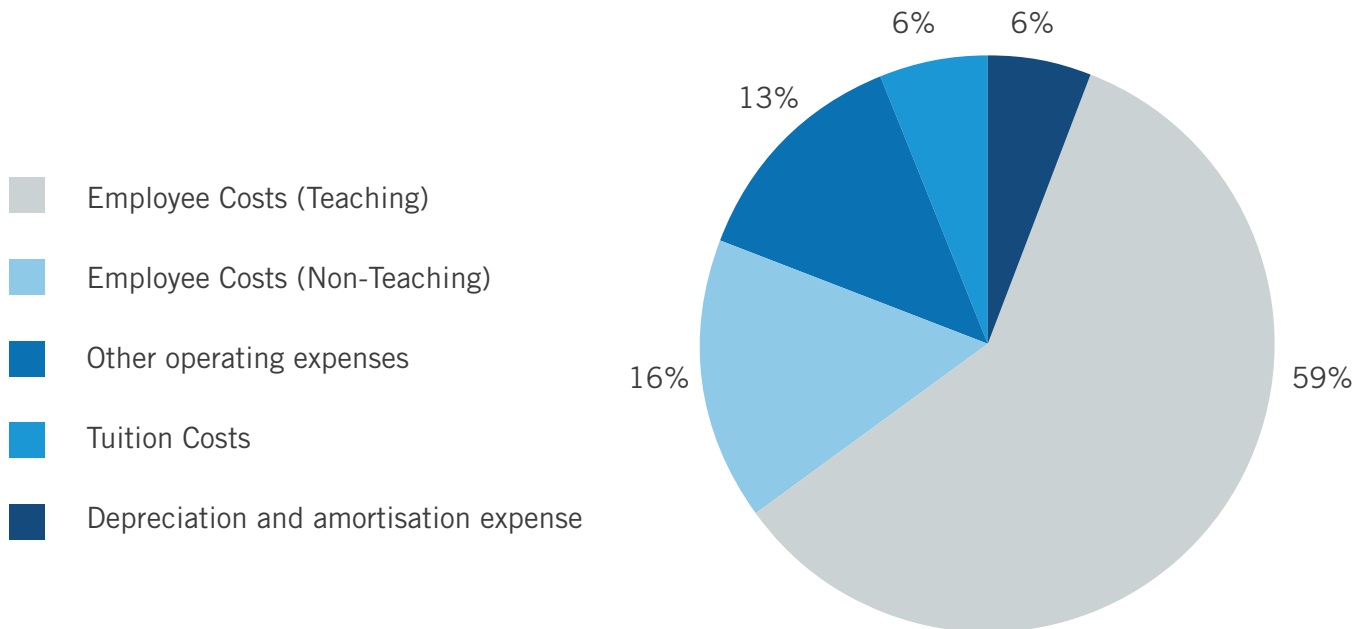
If no response is received, an email is sent to the parent/guardian via COMPASS, advising of the student's absence from the College requesting an explanation. If an email response has not been received regarding the unresolved absence, a letter is posted home asking for an explanation (See Daily SMS Procedure & Weekly Absentee Follow-up Procedure).

This will remain an unresolved absence until an explanation is provided by the parent or Guardian.

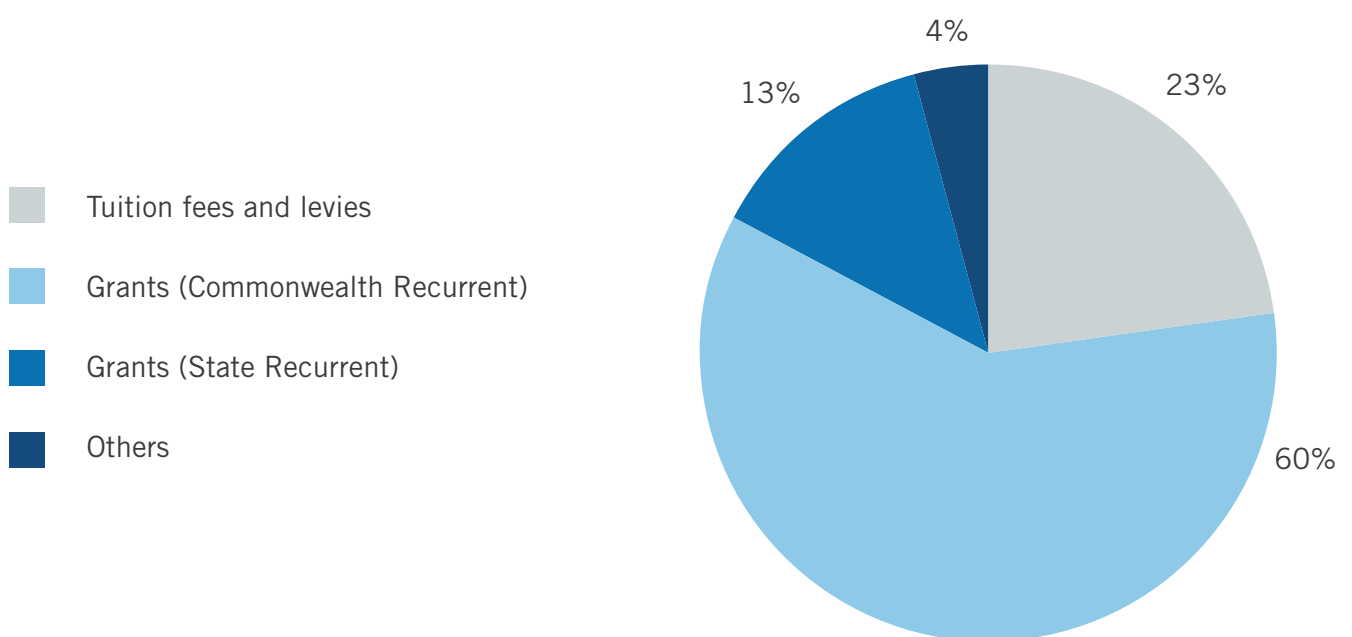
If a student is absent for a significant amount of school with no reasonable explanation, Student Services will notify the Deputy Head of Primary (Wellbeing) and Head of Primary or the Deputy Head of Secondary (Wellbeing), Year Manager (Secondary) and the Head of Secondary.

# SCBC INCOME 2024

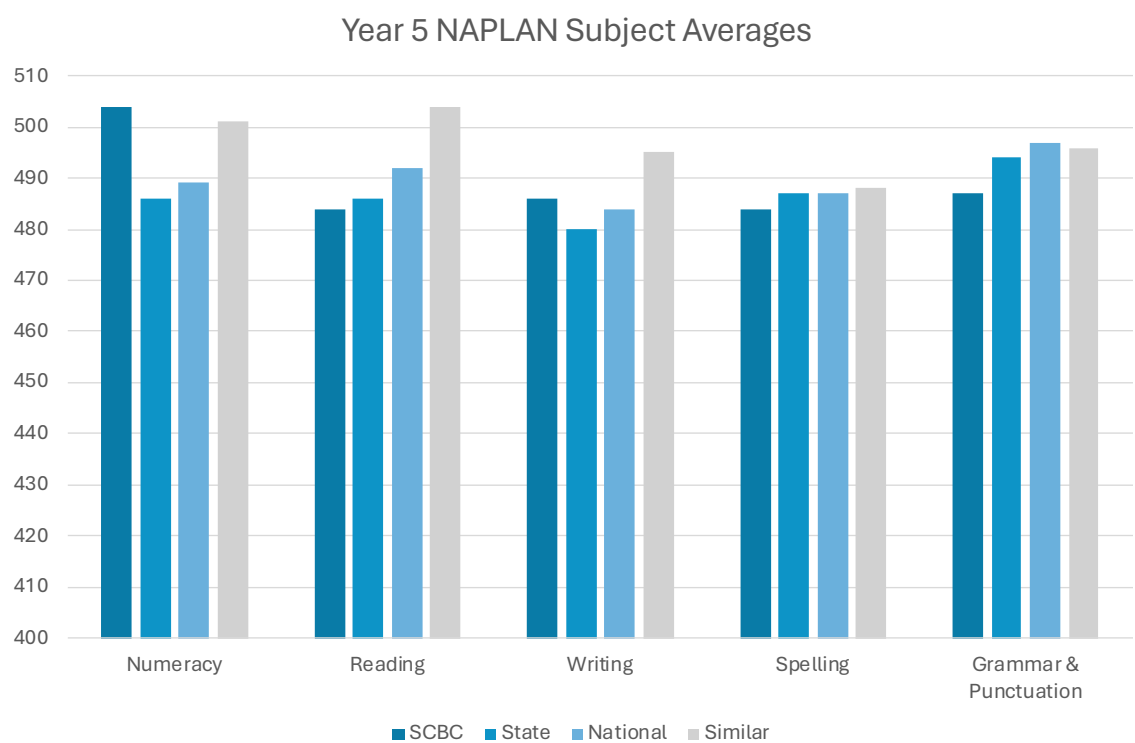
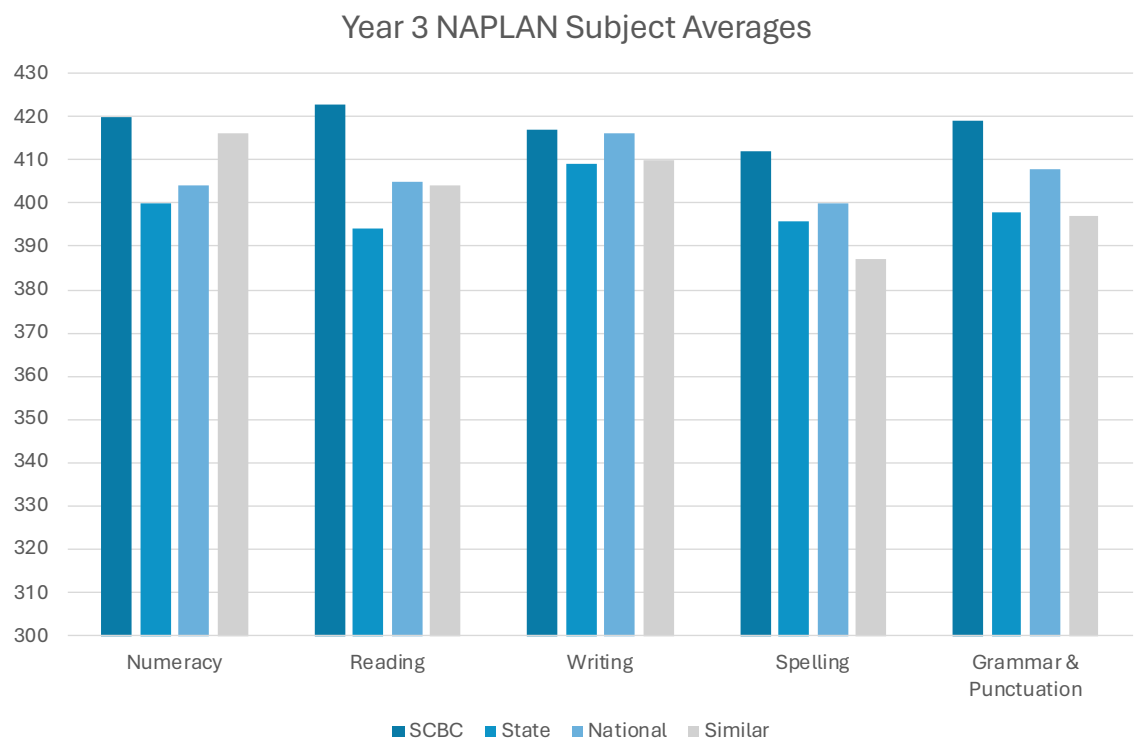
## College Expenditure



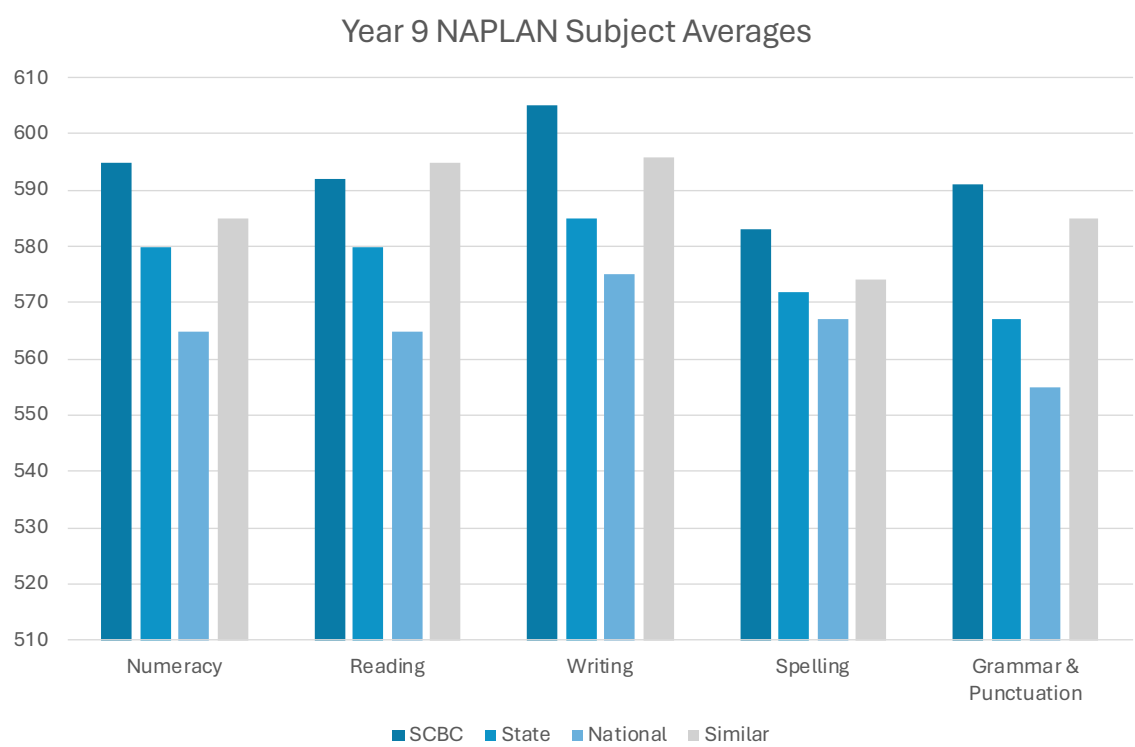
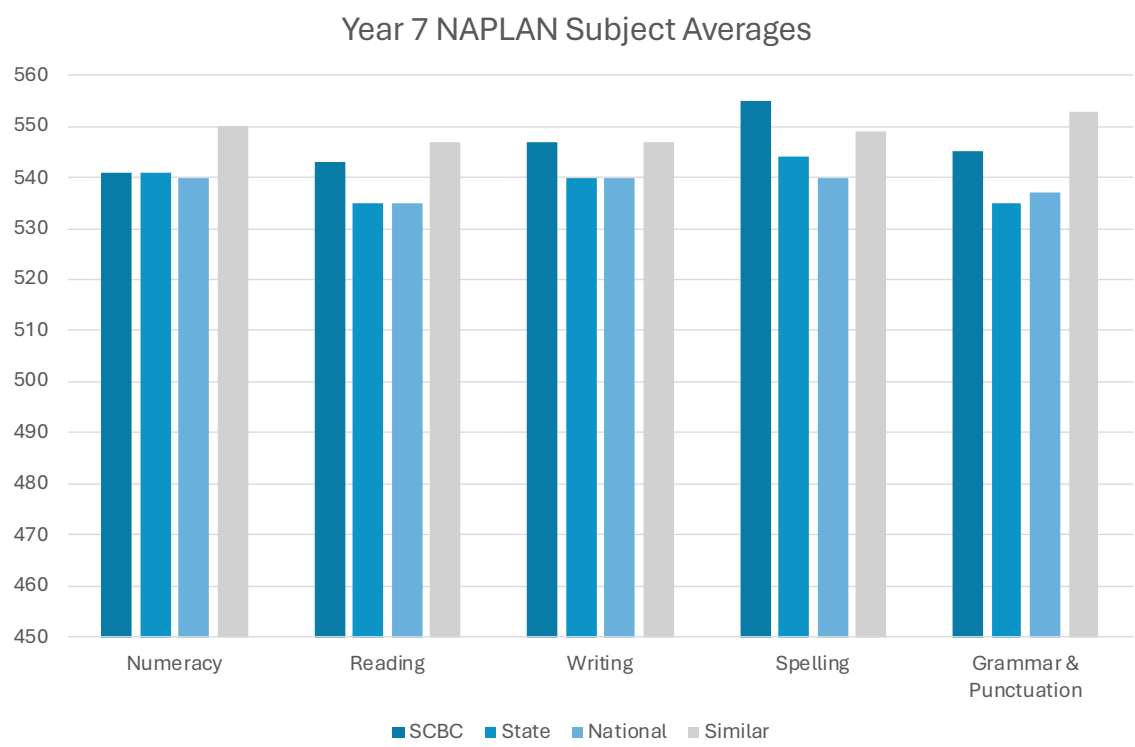
## College Income



# NAPLAN RESULTS 2024



# NAPLAN RESULTS 2024



# YEAR 12 RESULTS 2024

2024		
	No.	%
Full-time WACE-eligible Year 12 students.	72	
Full-time WACE-eligible Year 12 students who achieved the WACE.	69	95.8%
Demonstrated the OLNA by the end of Year 12.	69	95.8%
Full-time WACE-eligible Year 12 students who completed four or more Year 12 ATAR courses.	24	33.3%
Number of full-time eligible students with grades in 5+ Year 12 General courses or appropriate combination of other courses/ equivalents.	28	38.9%
Number of full-time students who did not complete four or more Year 12 ATAR courses, or 5+ Year 12 General courses/combination (i.e. VET pathway).	20	27.8%
Number of Certificate II completed in Year 10 - Year 12 by full-time WACE-eligible Year 12 students. Percentage refers to the total number of certificates issued.	51	70.8%
Number of Certificate III or higher completed in Year 10 - Year 12 by full-time WACE-eligible Year 12 students. Percentage refers to the total number of certificates issued.	10	13.9%
Number of full-time eligible students who achieved 1+ qualification at Cert. II or higher. Percentage refers to the total number of WACE-eligible students.	51	70.8%
Number of students earning 1 or more unit equivalents as endorsed programs. Percentage refers to the total number of students.	28	38.89%

## Certificates

64 certificates achieved:

- Cert II - 51
- Cert III - 10
- Cert IV - 3

## Endorsed Programs

36 units of credits earned:

- 14 Workplace Learning
- 10 Recreational Pursuits
- 9 Murdoch TLC Enabling Program
  - 3 Other

# ATAR RESULTS 2024

## WACE Achievement

**95.8%** → **69** out of **72** students  
eligible to achieve WACE in 2024 did so

## ATAR

### ATAR Cohort Size



There were  
**24 ATAR**  
students in  
**2024**

### Highest SCBC ATAR Score



**96.7**

Was the highest  
ranking achieved by  
an ATAR student in

**2024**

### SCBC Median ATAR



**87.4**

was the Median ATAR achieved  
by SCBC students in 2024,  
which is a significant increase  
to the median ATAR of 2023  
which was 74.03



**62.5%** Of students  
achieved an ATAR of  
**85 or above**

**37.5%** Of students  
achieved an ATAR of  
**90 or above**

## University Application



**36**

Students applied  
for University

**89%**

Of applying  
students offered  
their 1st preference



**100%**

Of applying students  
were offered a place

**Curtin**

15 students

**Murdoch**

12 students

**UWA**

3 students

**ECU**

2 students

**Notre Dame**

4 students


**COURAGE IN WISDOM,  
HOPE IN LOVE**



 30 Gnangara Drive, Waikiki WA 6169

 08 9540 4400

 [www.scbc.wa.edu.au](http://www.scbc.wa.edu.au)



**SOUTH COAST  
BAPTIST COLLEGE**

*Thy Kingdom Come*